

PARMAKLARI SAYIP ALTINDAKİ RAKAMIN İSMİNİ SÖYLEYELİM.
ARDINDAN ALTTAKİ SAYILARI NOKTALARI BİRLEŞTİREREK YAZALIM.



1

2

3

4

5

11111

2222

333

444

5555

11111

2222

333

444

5555

11111

2222

333

444

5555

11111

2222

333

444

5555

11111

2222

333

444

5555

11111

2222

333

444

5555

11111

2222

333

444

5555

11111

2222

333

444

5555

11111

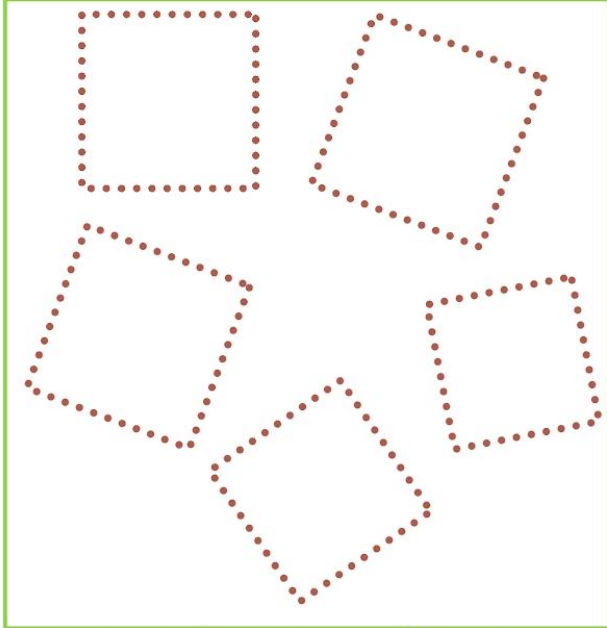
2222

333

444

5555


ÇERÇEVEDEKİ ŞEKİLLERİN İSİMLERİNİ SÖYLE.
ÇİZGİLERDEN GİDEREK ŞEKLİ TAMAMLA, İÇLERİNİ BOYA.
KAÇ ŞEKİL VARSA ALTINDAKİ SAYIYI İŞARETLE.



4

2

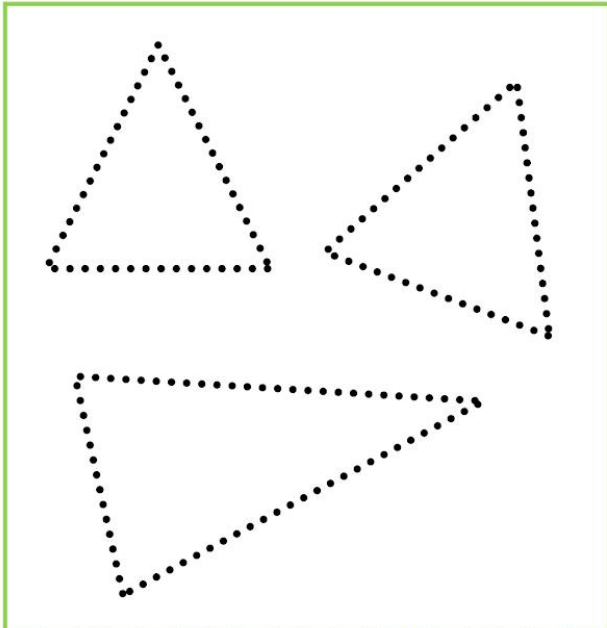
5



3

7


6



3

4

5







9

6


4

ÇİZGİLERİ BİRLEŞTİR, HAYVANLARI BOYA




























ÜSTÜNDE - ALTINDA KAVRAMI
OKUL ÖNCESİ ETKİNLİĞİ






Masanın üstündekileri **mavi** renge,
altındakileri **kırmızı** renge boya.
Masayı dilediğin renge boya.





VÜCUT PARÇALARINI SAYMA ETKİNLİĞİ

Vücut parçalarını sayıp, her parçanın sayısını aşağıdaki kutucuklara yazalım.
En fazla olan parçanın kutucuklarını istediğimiz renge boyayalım

	<input type="text"/>		<input type="text"/>		<input type="text"/>
	<input type="text"/>		<input type="text"/>		




ÇERÇEVEDEKİ NESNELERİN İÇİNİ BOYAYALIM.
NESNELERİ SAYIP KAÇ TANEYSE ALTTAKİ
RAKAMLARDAN DOĞRU OLANI İŞARETLEYELİM.



3

4


2



8

4


5



2

1

3




5

2


6

ŞEKİL ETKİNLİKLERİ

Daireleri ve üçgenleri boya




Kareleri ve yıldızları boya



Dikdörtgen ve kalpleri boya




Yıldızları ve daireleri boya





AZ – ÇOK ETKİNLİĞİ

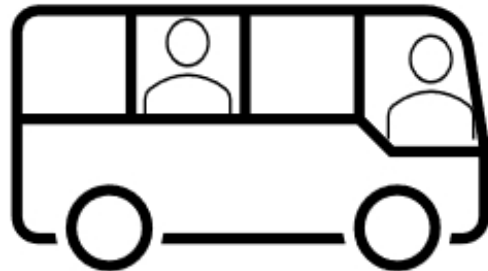
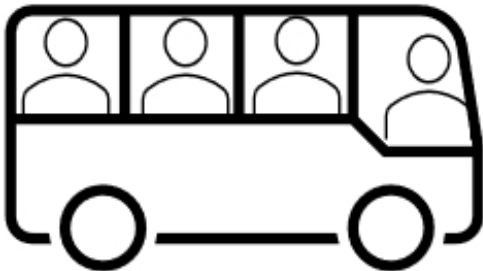
İçinde **az** şeker olan kavanoza yeni şekerler çizelim.



Hangi kasede daha **çok** çilek var? Çok olan kasedeki çilekleri boyayalım.



Hangi otobüste daha **az** insan var? Az insan olan otobüsü boyayalım.



ŞEKİLLERİ AYIRT ETME VE GEOMETRİK ŞEKİL BOYAMA ETKİNLİĞİ

Aynı şekilleri
aynı renge boyayalım



Sarı



Kırmızı



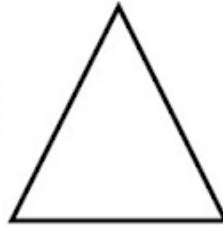


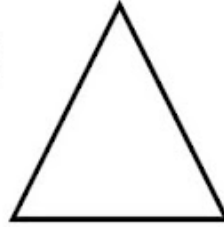









Mavi



Yeşil



Turuncu



AYNI - FARKLI ETKİNLİĞİ

Her sırada farklı olan hayvanı bulup boyayalım.

